



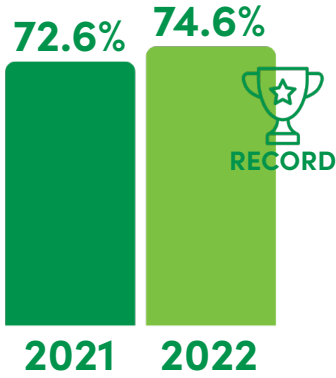
**SYNCLUSIVE
PROJECT**

LABOUR MARKET INCLUSION

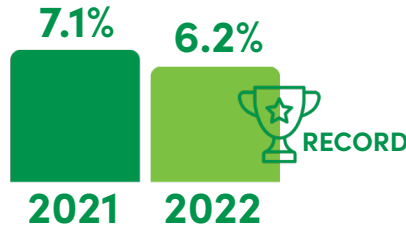


EU LABOUR MARKET

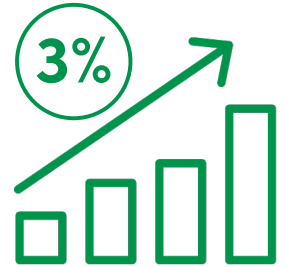
EU employment rate



EU Unemployment rate



Average EU Vacancy (2022)



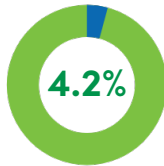
Outside the Labour Force (2022)



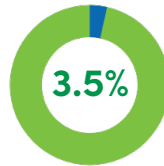
Finland



Portugal



Bulgaria



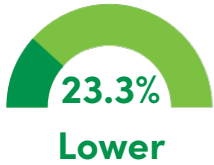
Netherlands



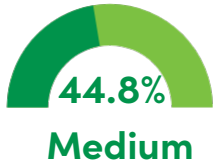
Employers report unmet demand limits production (2022)

EU HUMAN CAPITAL

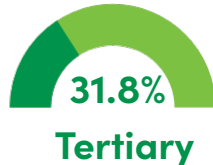
Educational attainment



Lower

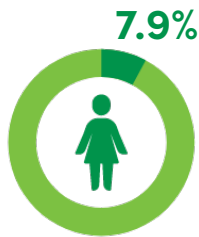
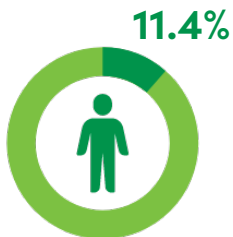


Medium

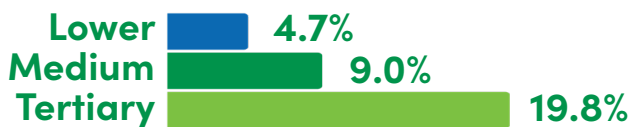


Tertiary

Early school leavers



Participating in life-long learning by educational level



VULNERABLE GROUPS

11.7%



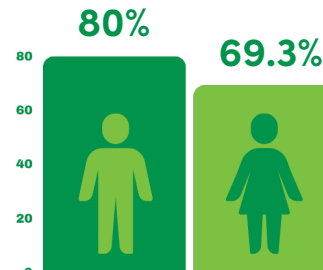
NEETs

(Not in education, employment or training)

14.5%

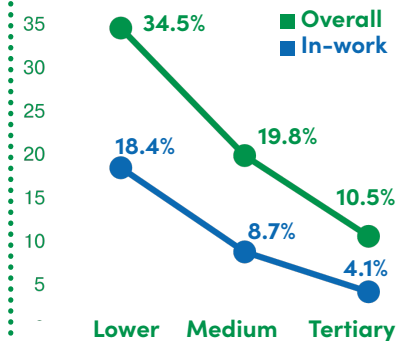


Youth unemployment



Gender employment gap (10.7%)

People at risk of poverty and social exclusion by education



Data source: Synclusive State-of-the-art report, 2024



This project has received funding from the European Union's Horizon Europe research and innovation programme under grant agreement No 101094526